


# blum® TANDEM Premium Undermount Drawer Slides

## Undermount Drawer Slide

*Show off your craftsmanship  
with the highest quality  
drawer slide on the market.  
Lifetime Warranty!*



**Best undermount slide in the world!**  
**Easy as pie to install!**

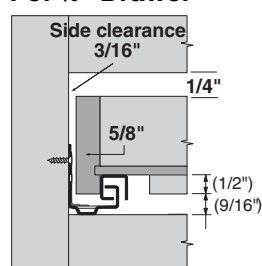
- Mounts under the drawer and not visible
- Spring loaded / self closing
- Available in 1/4" & full extension
- 100lb. and 125lb. class
- Easy removal with locking device
- Meets grade (1) ANSI/BHMA
- Easy drawer front height adjustment

**Instructions for overlay drawer fronts using 5/8", 1/2" and 3/4" drawer box material.**

- 1) Drawer lengths are fixed. See drawer length in product description on facing page.
- 2) Use drawer clearance requirements at right (Detail A) for 5/8" drawer sides (Detail B) for 1/2" drawer sides (Detail C) for 3/4" drawer sides
- 3) Notch and drill back of drawer per details below. (Detail D)
- 4) Install locking devices as shown. (Detail E)
- 5) Use rear mount details if necessary. (Detail F)

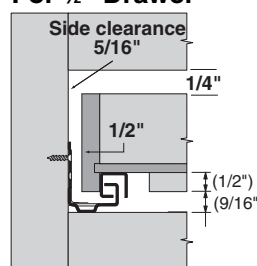
**NOTE:** Overlay slides can be used for inset applications by increasing the interior depth of the cabinet by the thickness of the drawer front.

**Detail A**  
**For 5/8" Drawer**



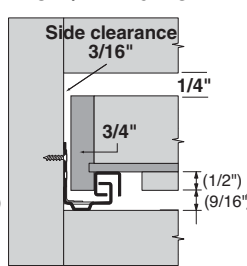
B552H, B562H,  
B568H, B566H

**Detail B**  
**For 1/2" Drawer**



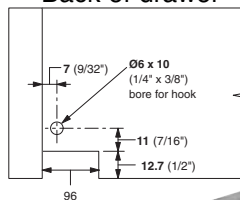
B552H, B562H,  
B566H, B568H

**Detail C**  
**For 3/4" Drawer**



B562F

**Back of drawer**



**Detail D**

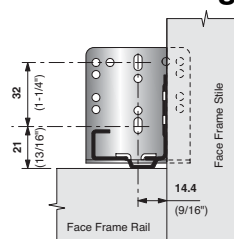
**Rear View of Drawer  
Notch and Bore Detail**



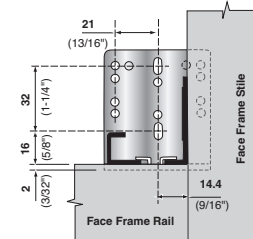
Note: 96mm is to accommodate the blumotion for Tandem.

**Detail F**

**Mounting Bracket Details**



B552



B562

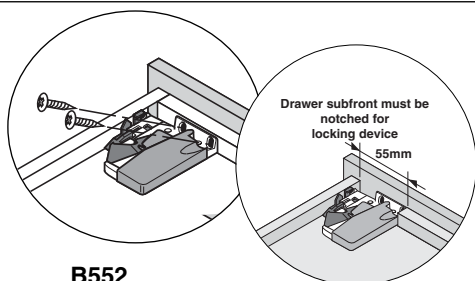


**Rear mount bracket**  
B295.3750

**NOTE: mounting brackets and  
locking devices sold separately**

**Detail E**

**Locking Device Details**



B552  
B562  
B568

B566



**Overlay**

For 3/4 or full ext.  
BT51.1700

**Inset**

For full ext. only  
BT51.1700P

